

MENTEE RESOURCE MEET YOUR COMMUNITY MENTORS!

PATH COMMUNITY MENTORING PROGRAMME



The PATH Community Mentoring Programme aims to connect student mentors from NCAD, IADT, Marino Institute of Education, UCD and TCD with students from their local communities. Mentors will share experiences about school and college, help you find out more about going to college, and have some fun!

Each school/adult/community education centre will get two or three mentors who will work with you as a team. They will deliver three mentoring sessions throughout the year.

OUR MAIN GOALS:

1

Get to know you better!

2

Help you become more aware of college and what's expected.

3

Help you feel more confident in your ability to succeed in college, or help you decide if you want to go.

4

Share information about how to apply for college, and the supports available.



WHAT IS MENTORING?



What a mentor is:

A mentor is a guide who can help you find the right path, and who can help you think about your future options. Mentors may have had some experiences like yours, and might understand some of the issues you may be facing. Mentoring gives you a chance to think about your course and career options.

Community Mentors are college students from your community! Community mentors have volunteered their time to train for and deliver these mentoring sessions so they can share their experiences of school and college with you!



What a mentor is not:

Mentors do not tell you what to do, nor do they suggest that there is a 'best way' or an 'only' way. Instead, they want to help you find options, and allow you to arrive at your own decisions.

MY MENTOR'S STORY



WORKSHEET 1

MY MENTORS' NAMES, COLLEGES, AND COURSES ARE:

Name:	College:
-------	----------

Studying:

Name:	College:
-------	----------

Studying:

WHAT IN MY MENTOR'S STORY IS THE SAME FOR ME?

--

WHAT IN MY MENTOR'S STORY IS DIFFERENT FOR ME?

--

WHAT HAVE I LEARNED FROM MY MENTOR'S STORY?

--

WHAT QUESTIONS WOULD I LIKE TO ASK MY MENTOR?

--

MY STORY



WORKSHEET 2

Use the questions below as a guide to help you write a letter to your future self. The next time you'll see this letter will be at the end of the year. What would you like to say to yourself?

MY HOPES FOR THE FUTURE IN 2-5 YEARS:

I AM THINKING ABOUT THE FOLLOWING COURSES OR CAREER:

MY FAVOURITE SUBJECTS AND EXTRA-CURRICULAR ACTIVITIES:

MY BIGGEST FEAR ABOUT THE LEAVING CERTIFICATE:



You will be asked to seal this letter in an envelope with your address. This letter will be posted to you at the end of the programme!

MENTEE RESOURCE

DEAR FUTURE SELF



Date:

Dear

My hope for my future is that ...

I hope by the time I'm reading this...

Just remember, no matter what....

MENTEE RESOURCE EXTRACURRICULAR ACTIVITIES

HOW MANY EXTRACURRICULAR ACTIVITIES CAN YOU THINK OF? LIST THEM BELOW.

CIRCLE THE ONES OFFERED IN YOUR SCHOOL

EXTRACURRICULAR ACTIVITIES

**POSITIVE REASON FOR GETTING INVOLVED
IN EXTRACURRICULAR ACTIVITIES**

**REASONS WHY YOU WOULDN'T GET
INVOLVED IN EXTRACURRICULAR
ACTIVITIES**

EXTRACURRICULAR ACTIVITIES

WHAT EXTRACURRICULAR ACTIVITY DO YOU WANT TO TRY OUT?

**WHY DO YOU WANT TO GET INVOLVED WITH
THIS EXTRACURRICULAR ACTIVITY?**

**DO YOU KNOW ANYONE INVOLVED
ALREADY OR WOULD WANT
TO GET INVOLVED?**

WHERE IS IT ON / WHEN?

WHO TO CONTACT ABOUT IT

MENTEE RESOURCE GROWTH MINDSETS

GROWING YOUR MIND, ONE STEP AT A TIME.

The opposite of a growth mindset is a fixed mindset. A fixed mindset hinders your abilities and educational development. Want to know how?

Why not take a second to think of how a change in attitude that can shape the way you learn. Check out how applying a growth mindset can lead to discoveries like the lightbulb here.

FAMOUS GROWTH MINDSETTERS

“Opportunity is missed by most people because it is dressed in overalls and looks like hard work”
Thomas Edison



It is said that Thomas Edison failed more than 5,000 times while inventing the lightbulb!



ACTIVITY 1

GROWTH MINDSETS



- Have a look at the Growth v. Fixed Mindsets activity on the next page. Which one do you have?




10 mins for activity

Read the statements on the left and the right side of the page, and circle which one describes your thinking!

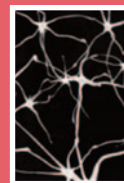
Did you
know...

Your brain and development can be changed like any other muscle in your body. Check out the example we use here!

EFFECT OF AN ENRICHED ENVIRONMENT



Nerves in the brain of animal living in a bare cage



Brain of another animal living with other animals and toys

WHICH ONE ARE YOU?



FIXED MINDSET

“If I’m not good at it, I usually get frustrated and quit”

“I take criticism as an attack”

“I failed because I can't do it and it's probably not worth trying”

“If I don't get it right the first time, I feel like a failure”

“I’m not good/smart enough to do some things”

“I stick to what I know/am good at”

“I’m not very smart and my intelligence can't be improved”

GROWTH MINDSET

“If I’m not good at it, I usually keep practicing until I improve”

“Criticism gives me a new perspective on how I can do things better”

“Failure is an opportunity for me to learn from my mistakes and improve”

“If I don't get it right the first time, I reflect on why, and try again a different way”

“I can do anything I set my mind to”

“I like to try new things”

“My intelligence can be developed”

WOOP WORKBOOK ACTIVITY



Wish

I wish

.....

.....

.....

.....

.....

Outcomes

WOOP WORKBOOK ACTIVITY



Obstacle

.....

.....

.....

.....

.....

.....

Plan

**KEEP UP THE PACE, WE
ONLY HAVE A FEW
MINUTES**



GROWTH MINDSETS CONCLUSION AND FEEDBACK




Growth mindsets are not only an idea or an attitude, but a way of learning new skills and capabilities. It's a life plan as much as a brain muscle technique!



3-5 mins left

FAMOUS GROWTH MINDSETTERS

“By every standard, I was the biggest failure I knew” - JK Rowling



Did you know...famous Harry Potter author, JK Rowling was rejected for her manuscript many times before going on to sell 500 million copies world-wide. Rowling attributes her success to her failures and what she learned along the way.

Our next visit will be:

The next topic we will cover is:

MENTEE RESOURCE COMMUNITY MENTORING SMART GOALS

WORKSHEET

WHAT IS YOUR GOAL

S	Specific
M	Measurable
A	Achievable
R	Relevant
T	Timely

WHAT EXACTLY DO YOU WANT TO ACHIEVE?

HOW WILL YOU MEASURE PROGRESS/SUCCESS?

WHAT DO YOU NEED TO ACHIEVE YOUR GOAL?

WHY IS YOUR GOAL IMPORTANT RIGHT NOW?

WHEN CAN YOU EXPECT TO SLAY THIS GOAL?

Staying the course and keeping on track can be difficult, don't forget R&R while working on your smart goals.

REMINDERS FOR SMART GOALS

REWARDS FOR SMART GOALS

WEEKDAY

WHEEL OF PRODUCTIVITY

WORKSHEET

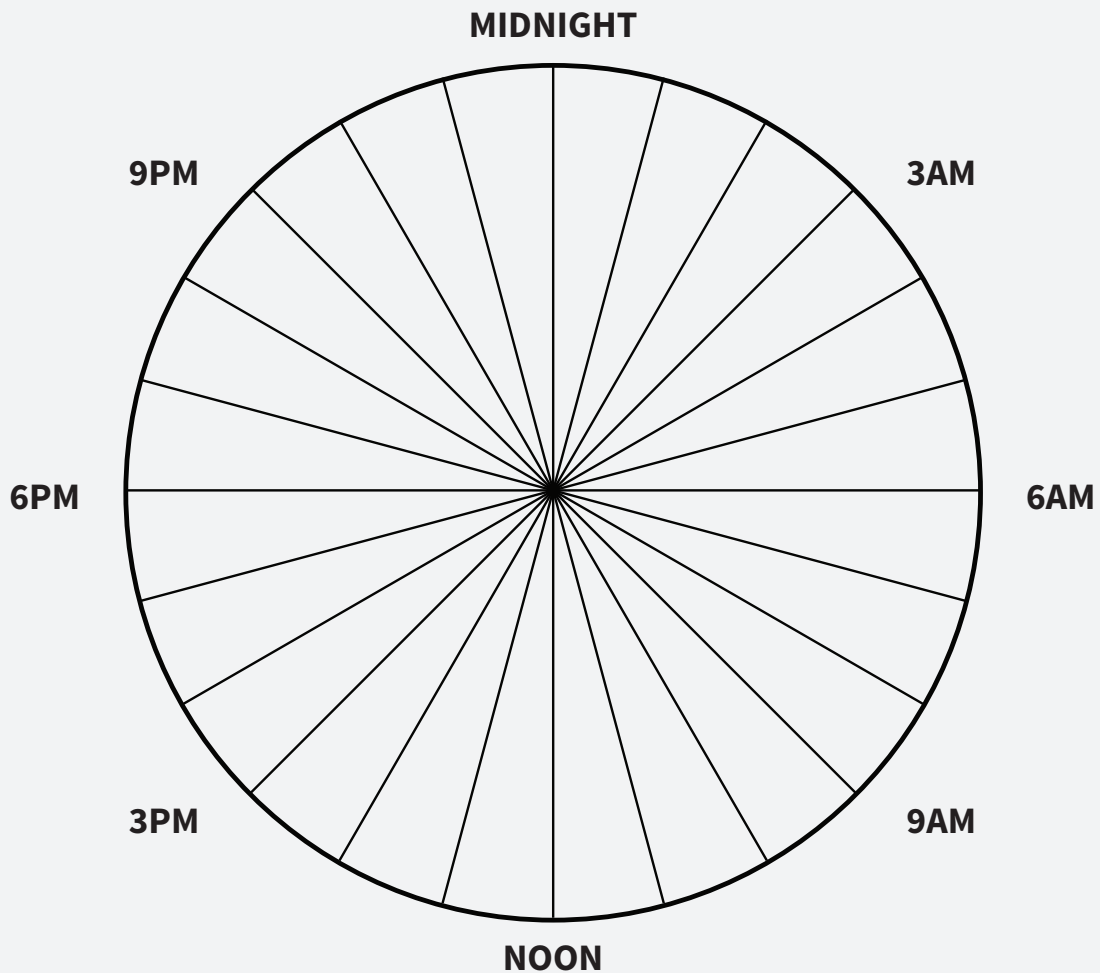
1

Give each type of activity a unique colour or pattern by filling in the box next to it

2

Colour in each hour of the day based on which activity you usually fill that time with

HOW DO YOU SPEND YOUR TIME CURRENTLY?



	Sleep		School		Study		Exercise
	Commute		Relaxing / Fun		Work		Other

WHEEL OF PRODUCTIVITY

WORKSHEET

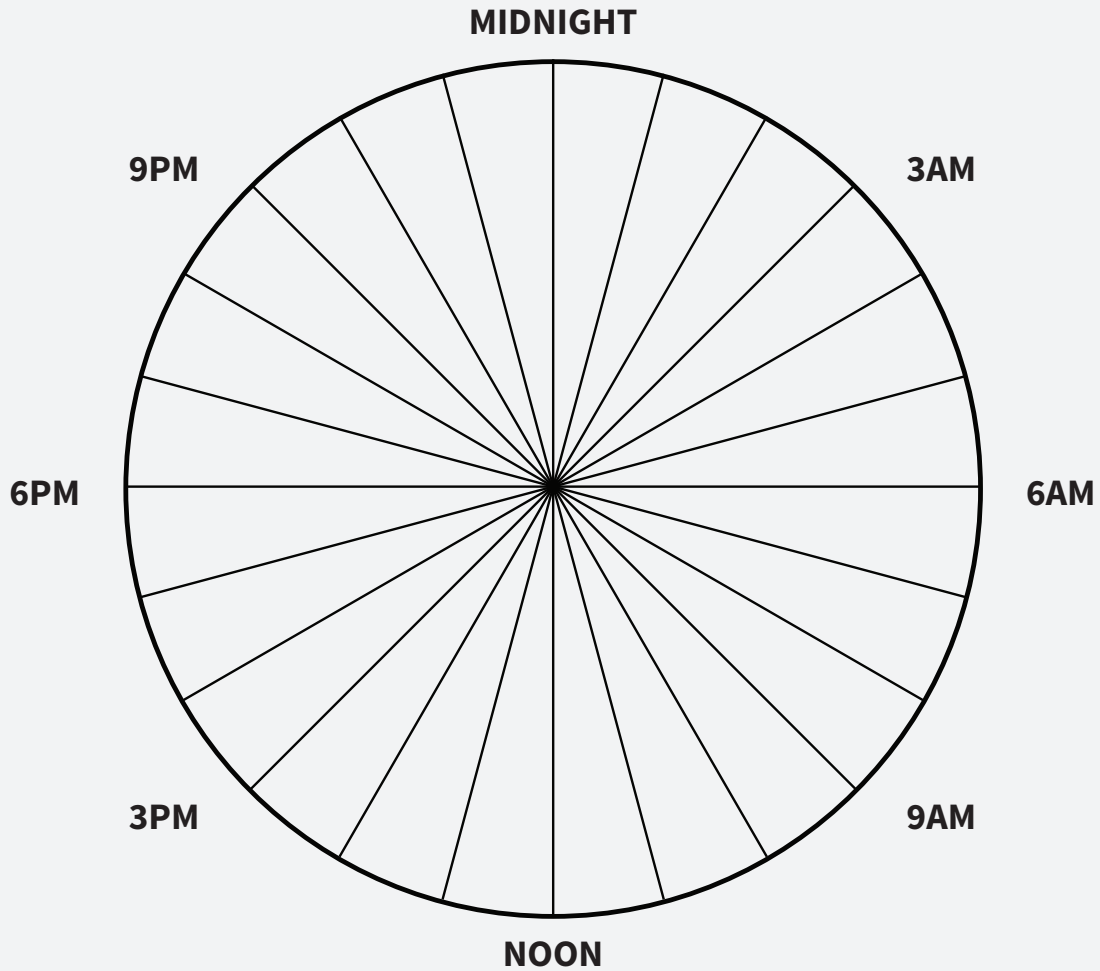
1

Give each type of activity a unique colour or pattern by filling in the box next to it

2

Colour in each hour of the day based on which activity you usually fill that time with

HOW DO YOU SPEND YOUR TIME CURRENTLY?



	Sleep		School		Study		Exercise
	Commute		Relaxing / Fun		Work		Other

WEEKDAY

WHEEL OF PRODUCTIVITY

WORKSHEET

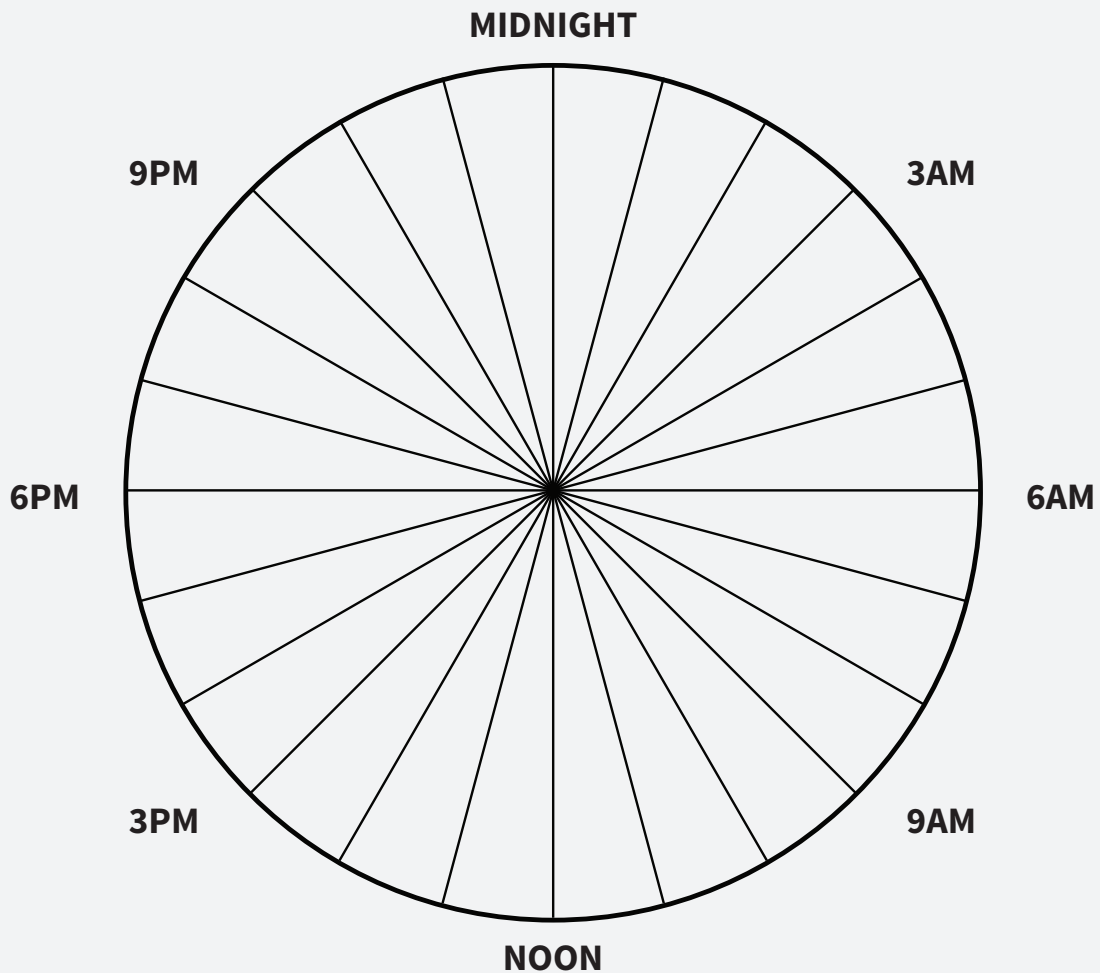
1

Give each type of activity a unique colour or pattern by filling in the box next to it

2

Colour in each hour of the day based on which activity you usually fill that time with

HOW DO YOU WANT TO SPEND YOUR TIME?



	Sleep		School		Study		Exercise
	Commute		Relaxing / Fun		Work		Other

WEEKEND

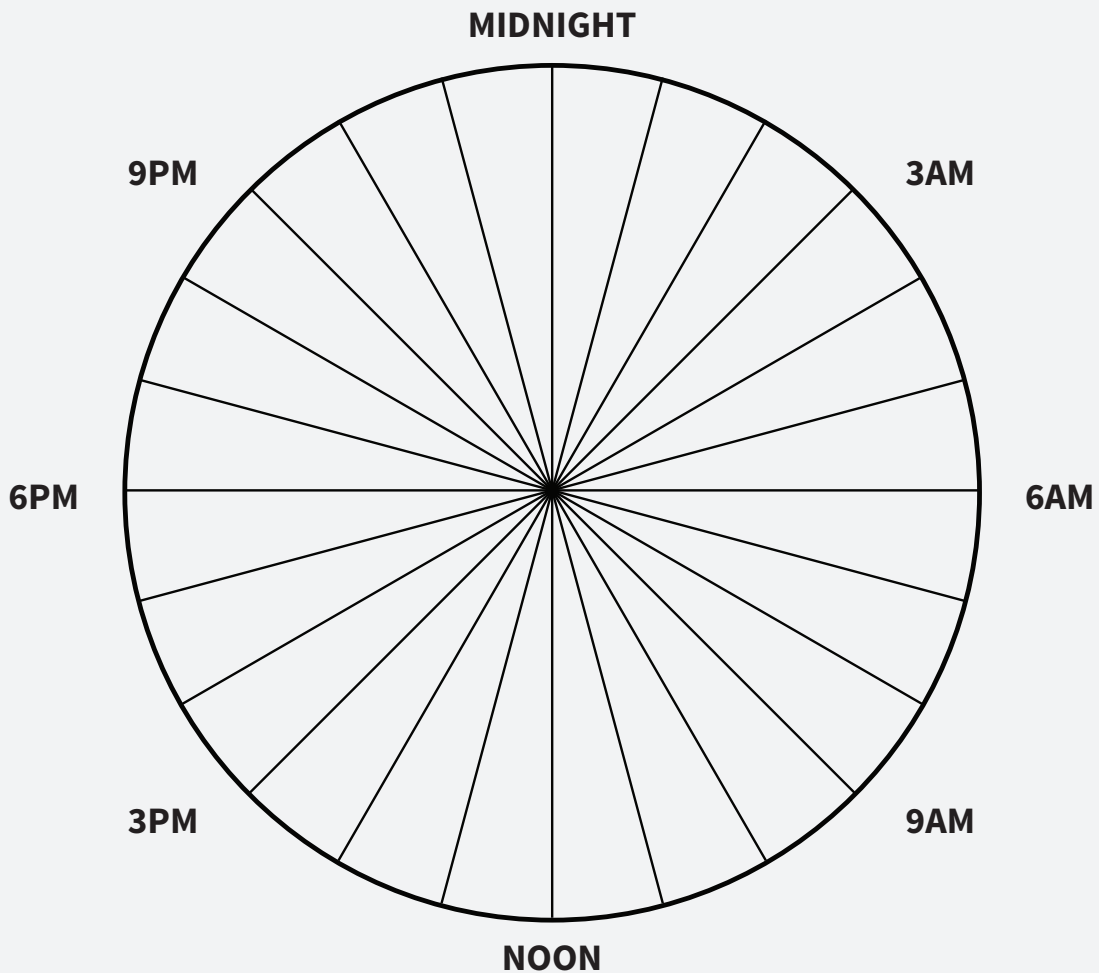
WHEEL OF PRODUCTIVITY

WORKSHEET

1 Give each type of activity a unique colour or pattern by filling in the box next to it

2 Colour in each hour of the day based on which activity you usually fill that time with

HOW DO YOU WANT TO SPEND YOUR TIME?



	Sleep		School		Study		Exercise
	Commute		Relaxing / Fun		Work		Other

MENTEE RESOURCE YOUR COLLEGE CAMPUS

Thinking of places, you could be heading!



Colleges and universities, no matter how big or small, are centres of curiosity. We have many different forms of third-level education in Ireland. Remember, a university is only innovative when it reflects the diversity of the society it represents!

We can have Art, Information Technology, Medicine, and Teaching colleges and universities. Why not think about how many universities you know!

Did you
know...

Trinity College Dublin was formed in 1592. That's older than both the Taj Mahal and the Eiffel Tower!



PLANING A HOLIDAY



- Think of all the things you'll need for your perfect holiday. Write them in the circle below!



As you can see, the perfect holiday requires planning based on your needs and wants- just like choosing the right college for you!

DESIGN YOUR COLLEGE CAMPUS

- In small groups, design a dream college campus. Where is the library going to go? Will there be a science building or a student cinema? What are the people like? Are there any societies? It's your decision to make! Choose wisely- you will be asked to present your campus to your classmates afterwards!

Keep in mind...

Selecting a college is not about which is the fanciest or most prestigious. It's about picking the college that best serves you as a student.!

Did you know...


Marino has dark room for students to study photography.

NCAD has studios spaces for their students to perfect their art skills.

IADT has a functioning TV studio for their media studies students.

UCD's campus has an entire student centre dedicated to their student's social experience.

Trinity College's Long Room Library houses the Book of Kells.



CONCLUSION



ASK YOUR MENTOR WHAT COOL THINGS THEIR COLLEGE HAS TO OFFER.

- You might think we've had you write holiday plans and create a college campus, but this session has actually helped you think about your needs and wants as a student.

Exercises during this session have ensured that you think of the perfect campus for you and your future at third-level.

Next, think about which colleges you'd like to research and visit during their open days. Seeing the campus for yourself will help studying there in the future!

Did you
know...

Research proves that you are 63% more likely to complete a 4 year degree if you visit a college campus before attending.



WHY NOT TRY...

Seeing which college close to your area has an open day soon. Who knows, you might meet the future course for you!